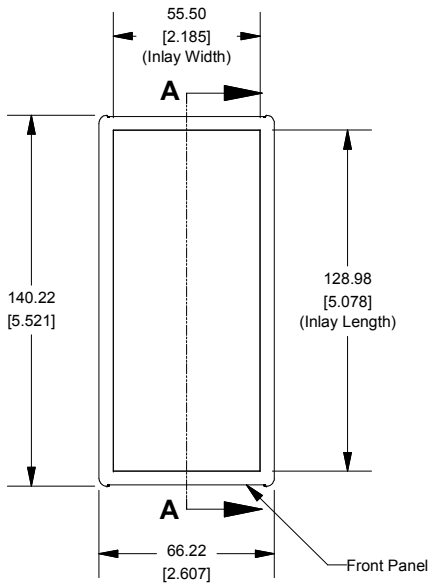
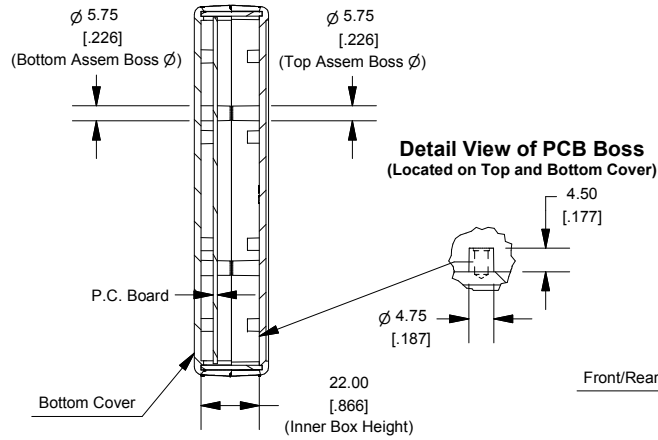


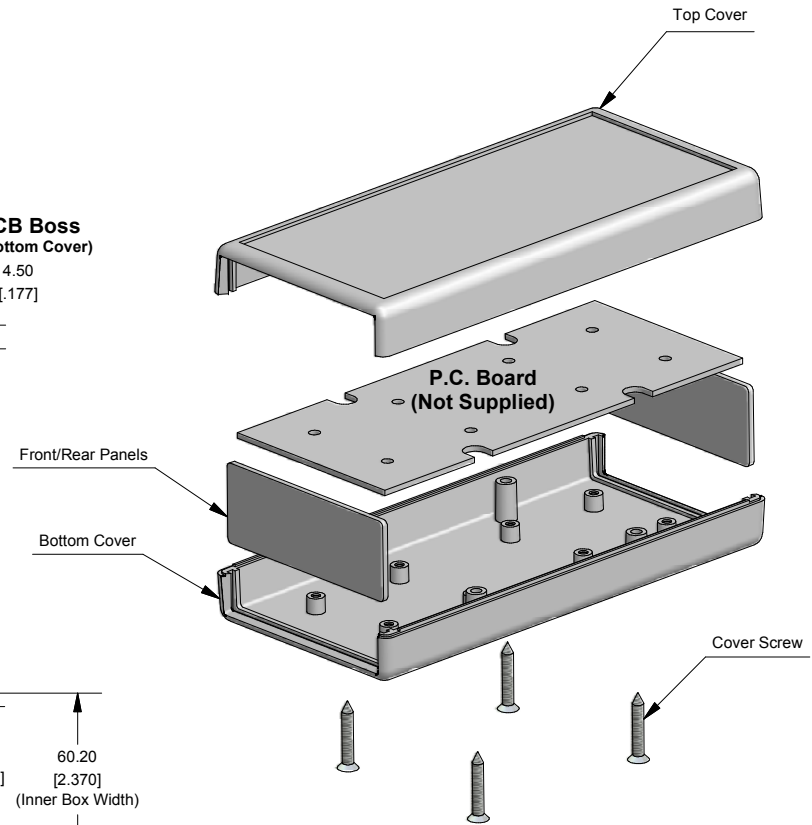
### Top View of Assembly



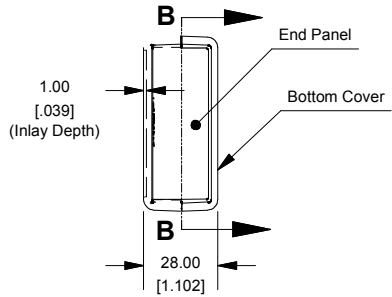
### SECTION A-A (Side View Inside Assembly)



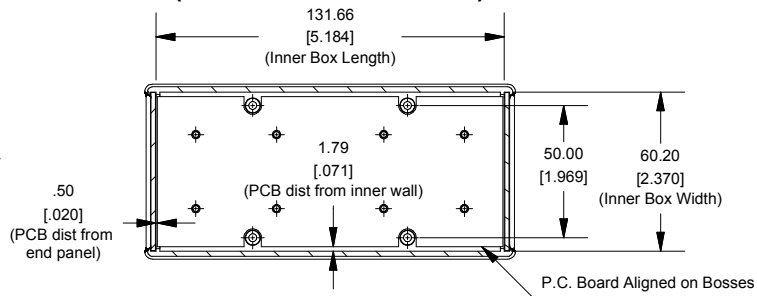
### Hand Held Instrument (1593X)



### End View of Assembly

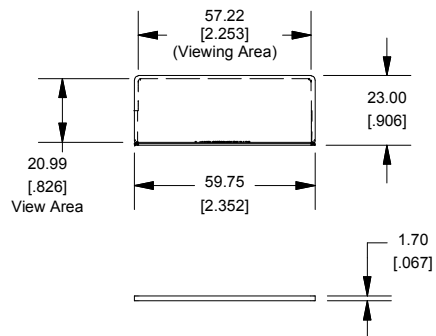


### SECTION B-B (Inside of Bottom Cover)

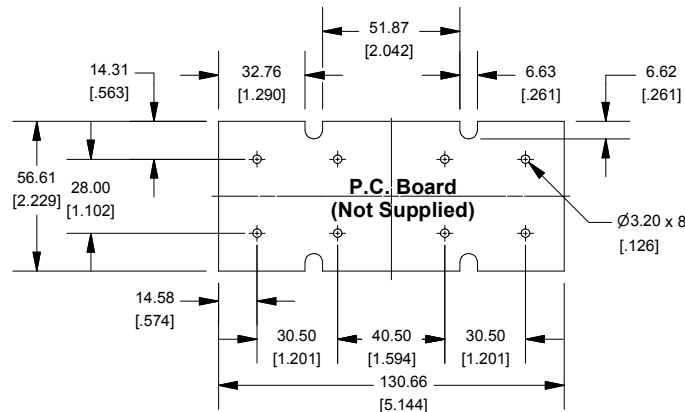


**NOTE**  
Purchased assembly includes top and bottom cover, front and rear panels (plastic) and 2 cover screws.

### Front/Rear Panel (Dashed Line Indicates Viewing Area)



### Maximum P.C. Board Size



PART NUMBERS	
<b>1593X Enclosure</b>	
Black Enclosure	1593XBK
Grey Enclosure	1593XGY
<b>ACCESSORIES</b>	
Cover Screws (Pkg 100) [#4 x 7/8" self-tapping oval head (22.2mm)]	1593KS100
P.C. Board Screws [#4 x 1/4" self-tapping (6.4mm)]	1593ATS50 (Pkg 50) 1593ATS100 (Pkg 100)
Belt or Pocket Clip	1599CLIP (Black) 1599CLIPGY (Grey)
Infrared Panels (Pkg 10)	1593PIR10

**HAMMOND MANUFACTURING..**  
**1593X**  
www.hammondmfg.com