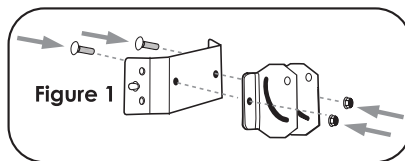


Model No: FB607310

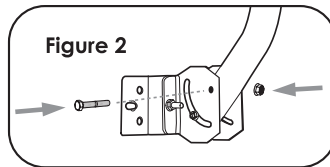
Hills Antenna FB607310 Satellite Universal Mount has been designed for multiple installation applications. Its unique black powder coated finish blends in nicely with its surrounds. Used with the telescopic stay bars (included) offers a sturdy mount for different types of Satellite Dishes and Antennas. All accessories are included in the kit to allow for easy assembly.

Mount Assembly:

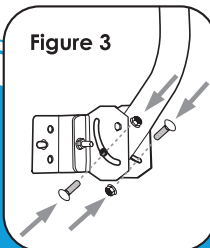
1. Attach the mounting bracket (Fig. 1) to the mounting brace using the two (30 mm) carriage bolts with flange nuts provided.



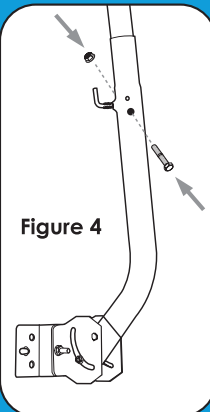
2. Attach the J-pole (Fig. 2) to the mounting brace using one (60 mm) hex bolt with flange nut provided.



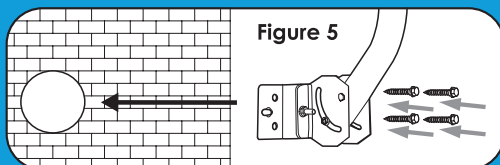
3. Attach the J-pole (Fig. 3) to the mounting brace for elevation adjustment using two (20 mm) carriage bolts with flange nut provided.



4. Attach the J-pole extension (Fig. 4) to the J-pole using one (60 mm) hex bolt with flange nut provided.

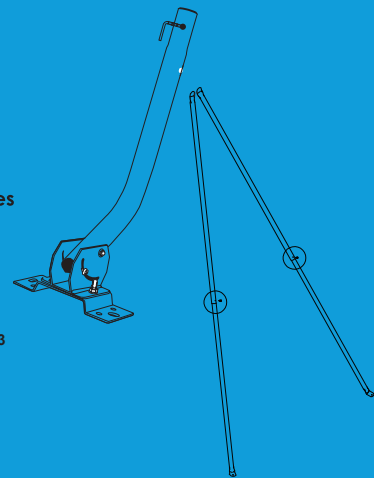


5. Attach the assembled mount (Fig. 5) to a surface using four lag screws (Not provided).



Package Contents and Accessories

1. FB607310 Satellite Universal Mount
2. Adjustable Stays x 2
3. M8 x 37mm L Shaped Screw x 2
4. 5/16" x 16mm Carriage Bolt x 2
5. 5/16" Flange Nut x 2
6. 1/4" x 13mm Carriage Bolt x 2
7. 1/4" Flange Nut x 2
8. 1/4" x 60mm Hexagon Full Thread Bolt x 3
9. 1/4" Flange Nut x 2
10. 1/4" Self Locking Nut x 1
11. 50mm Hexagon Self Tapping Screw x 4
12. 16mm Hexagon Self Drilling Screw x 4



www.bitek.com.au

Available From

National Phone: 1300 601 915
Email: orders@bitek.com.au

Bitek Pty Ltd
11 Sheppard Street
Hume
ACT 2620
Ph: 02 6260 1874

Bitek (Syd) Pty Ltd
Unit 7, 463 Victoria Street
Wetherill Park
NSW 2164
Ph: 02 9659 2272

Bitek (Vic) Pty Ltd
22 Constance Court
Epping
VIC 3076
Ph: 03 9456 9222

Bitek (SA) Pty Ltd
1 Temple Court
Ottaway
SA 5013
Ph: 08 8395 4111