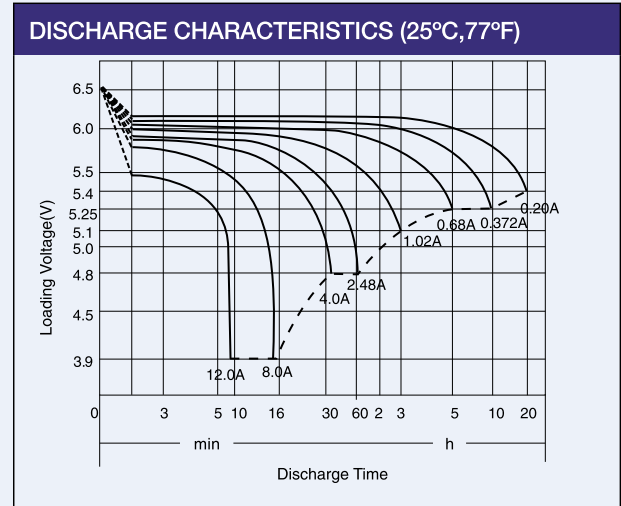
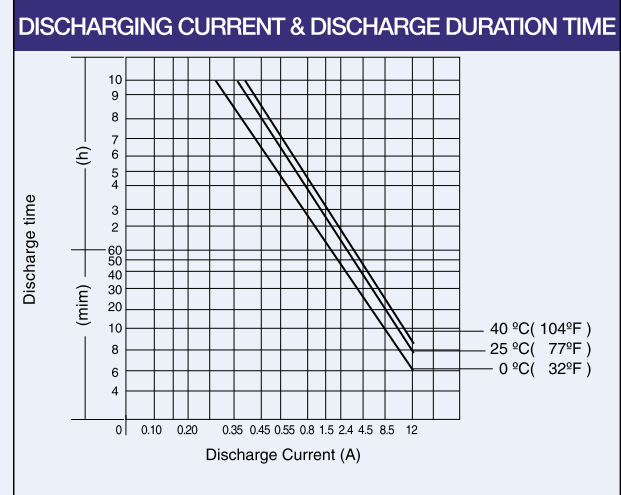
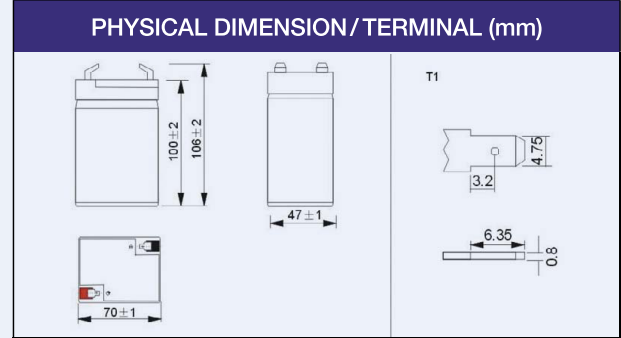


PS640 Specifications



PHYSICAL SPECIFICATION		
Nominal Voltage		6V
Nominal Capacity (20HR)		4.0AH
Dimension	Length	70 ± 1mm (2.76 inches)
	Width	47 ± 1mm (1.85 inches)
	Container Height	100 ± 2mm (3.94 inches)
	Total Height (with Terminal)	106 ± 2mm (4.17 inches)
Weight		Approx 0.81kg (1.79lbs)
Terminal Type		T1 (standard)

ELECTRICAL SPECIFICATION					
Rated Capacity	20 hour rate (200mA)	4.00AH	Constant-Voltage Charge	Cycle	Initial Charging Current less than 1.20A. Voltage 720V~ 7.50V at 25°C (77°F) Temp. Coefficient -15mV/°C
	10 hour rate (372mA)	3.72AH			
	5 hour rate (0.68 A)	3.40AH			
	1 hour rate (2.48 A)	2.48AH			
	15minute rate (7.84 A)	1.96AH			
Capacity affected by Temperature	40°C (104°F)	103%	Standby	No limit on Initial Charging Current Voltage 6.75V~6.90V at 25°C (77°F) Temp. Coefficient -10mV/°C	
	25°C (77°F)	100%			
	0°C (32°F)	86%			

CONSTANT CURRENT (AMP) AND CONSTANT POWER (WATT) DISCHARGE TABLE (25°C, 77°F)

Amp/Watt/Cell	Time (minute)	5	10	15	20	30	45	60	120	180	300	600	1200
	Final voltage/Cell	1.3	1.3	1.3	1.3	1.6	1.6	1.67	1.7	1.75	1.75	1.75	1.8
A		16.00	11.40	7.84	6.40	4.60	3.20	2.48	1.40	1.02	0.68	0.37	0.20
W		28.64	21.44	14.92	12.52	9.04	6.36	4.92	2.78	2.03	1.36	0.74	0.40

FREECALL: 1800 067 674
 Email: sales@wiltronics.com.au
 www.wiltronics.com.au

